

May 9, 2016

Presented by:
Dr. Edward Bouquillon
Superintendent-Director



MINUTEMAN
A REVOLUTION IN LEARNING

MINUTEMAN FY17 BUDGET

Arlington Town Meeting

A REVOLUTION IN LEARNING

Approval of Revised Regional Agreement

- Commissioner of DESE approved the Revised Regional Agreement – 3/11/16
 - Effective date of withdrawing towns is 7/1/17
 - Weighted Voting effective 7/1/16
 - Assessment formula effective upon approval
- FY17 Assessments based on Revised Regional agreement formulas

Approval of Revised Regional Agreement

- Operating Assessment
 - Percentage share based on 4 year rolling ave.
- Debt Assessment (Debt prior to 12/10/15):
 - Based on prior year enrollment (Min. 5 stds.)
- Debt Assessment (Debt after 12/10/15):
 - 50% based on 4 year rolling ave. (Min. 1 std.)
 - 40% based on Combined Effort
 - 10% equals 1% of annual debt per Remaining Member Towns (Capital Contribution basis)

FY17 Budget Guidelines

- No net increase in staffing
- Level fund supplies and services
- Instructional equipment based on long-term needs
 - Part of planning for new building project
 - Increased use of Perkins Funds for Shop Equipment

Overall – FY17 Budget/Assessments

Total FY17 Budget

\$19,728,097

Decrease of -0.52%

Total Assessments to Towns

\$10,943,739

Increase of 0.50%

Revenue Plan

- Ch. 70 estimated increase of \$19,790
- Reg. Transportation Reimb. inc. of \$115,746
 - 60% reimbursement of FY16 proj. expenses
- Decrease In Prior Yr. Tuition (\$972,684)
 - FY16 enrollment reduction of 36 students
 - FY17 tuition rates are expected to be reduced to 125% of statewide foundation
- Use of certified E&D - \$825,000

FY17 Budget Considerations

- Funding for Year 1 Debt Service for new School Building Project - \$500,000
 - If Project is not approved, funds will need to be reallocated to begin review of long-term repair of current building
- Maintain E&D Balance between 3.5% and 4.5%
- Complete short-term repairs using FY16 Funds
 - ADA Access – Main Entrance
 - Repave Access & Perimeter Roads
 - Engineering Work – Softball Field

FY17 Budget Impacts

- Continue transition to a 628 student enrollment
 - Continued focus on increasing member town enrollment
- Allocates 10% of Utility costs to Revolving account
- Lease 2 School Activity Buses
- Professional Development to transition to Career Academy model

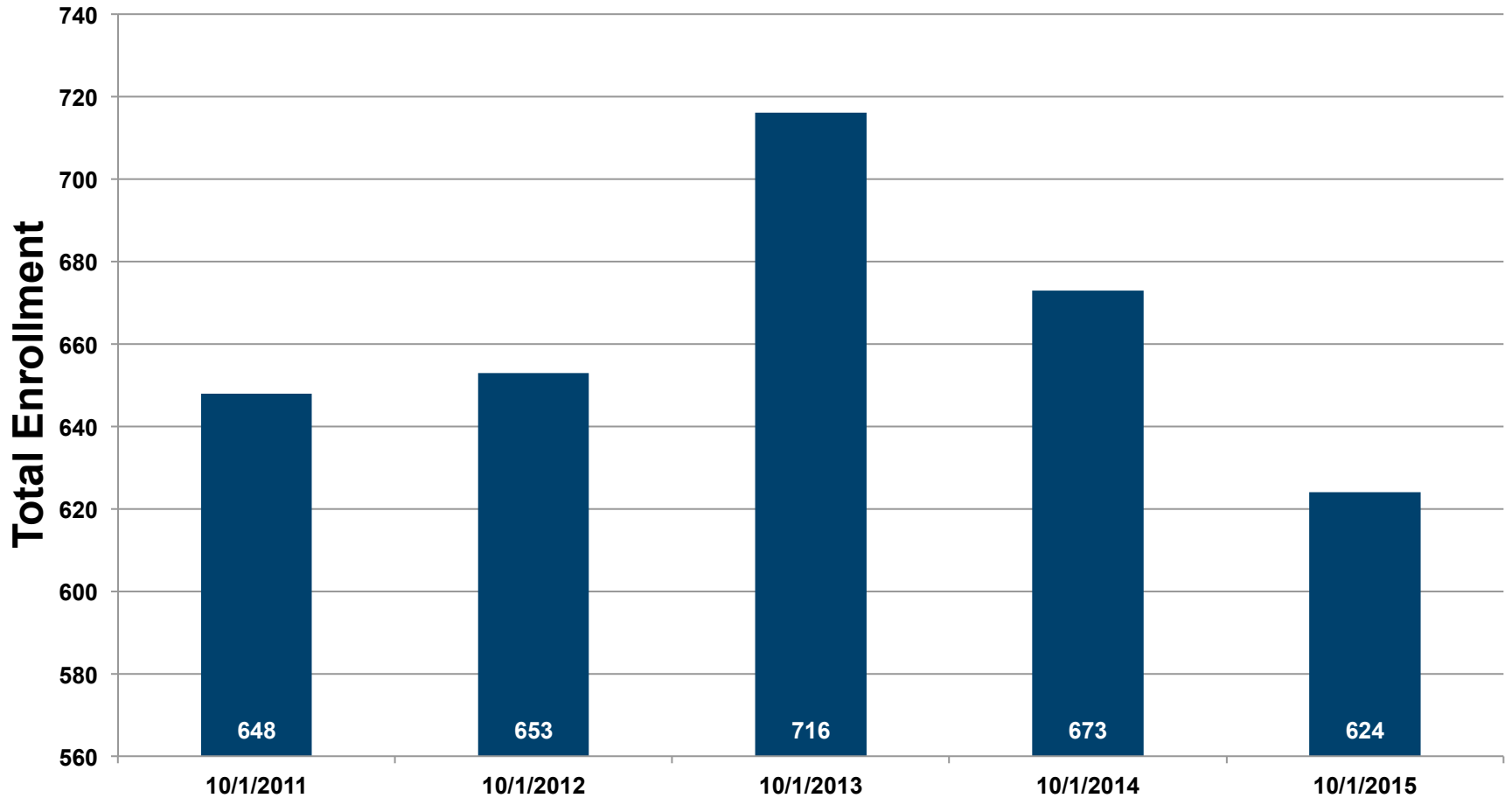
FY17 Budget Impacts

- Fund Contractual Obligations
- Health Insurance (5% Increase)
- General Insurance (3% increase)
- Capital Needs
 - Ongoing Building Repairs and Maintenance
 - Use of Stabilization fund for Emergency Repairs
- School Bus Transportation contract
 - Increase of 8%
- OPEB Funding - \$50,000

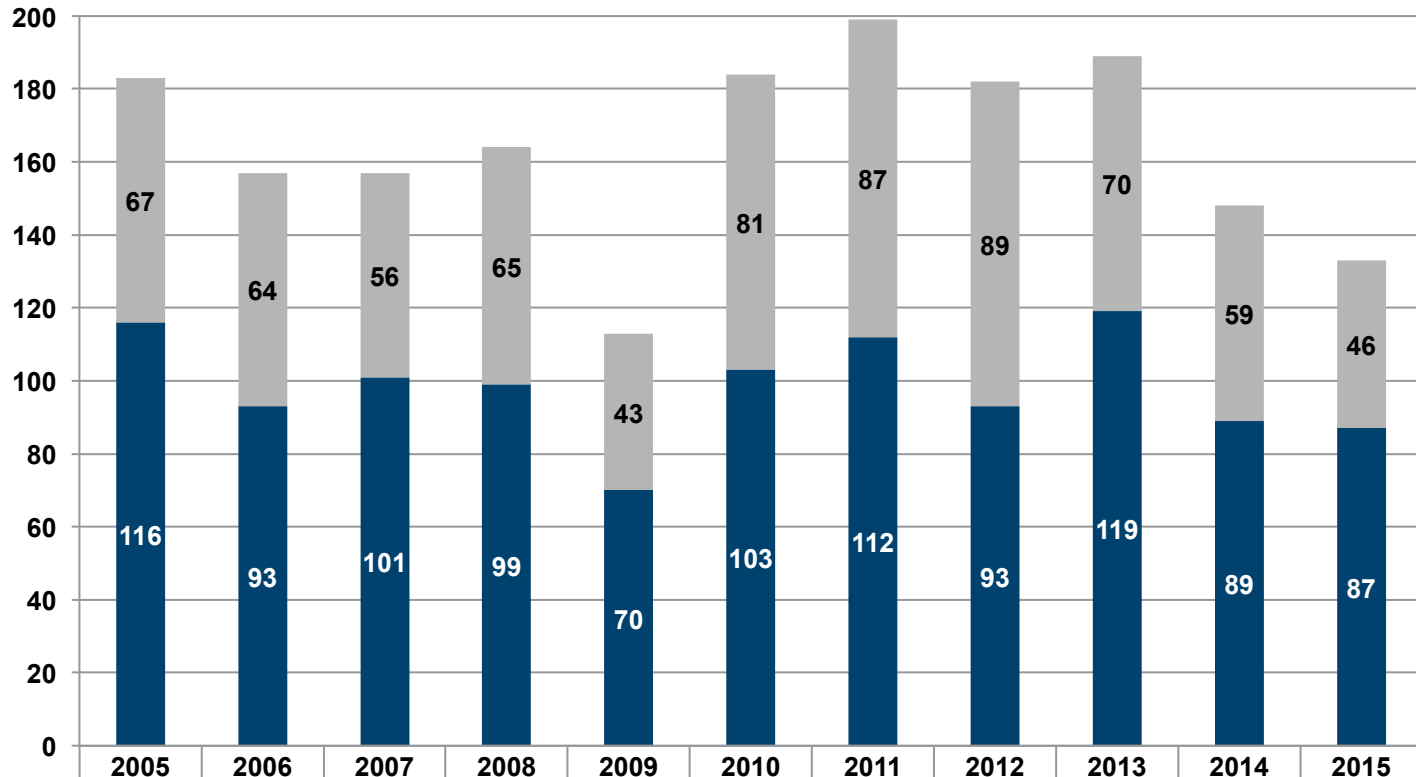
FY17 Budget - Staffing

- Reduce Staffing to align with smaller school
 - Overall reduction of 11.5 FTE positions
 - 1.0 FTE Administrative position
 - 8.0 FTE Teaching positions
 - 2.5 FTE Support positions
- Reductions achieved in part due to an Early Retirement Notification Incentive

High School Enrollment Since 2011

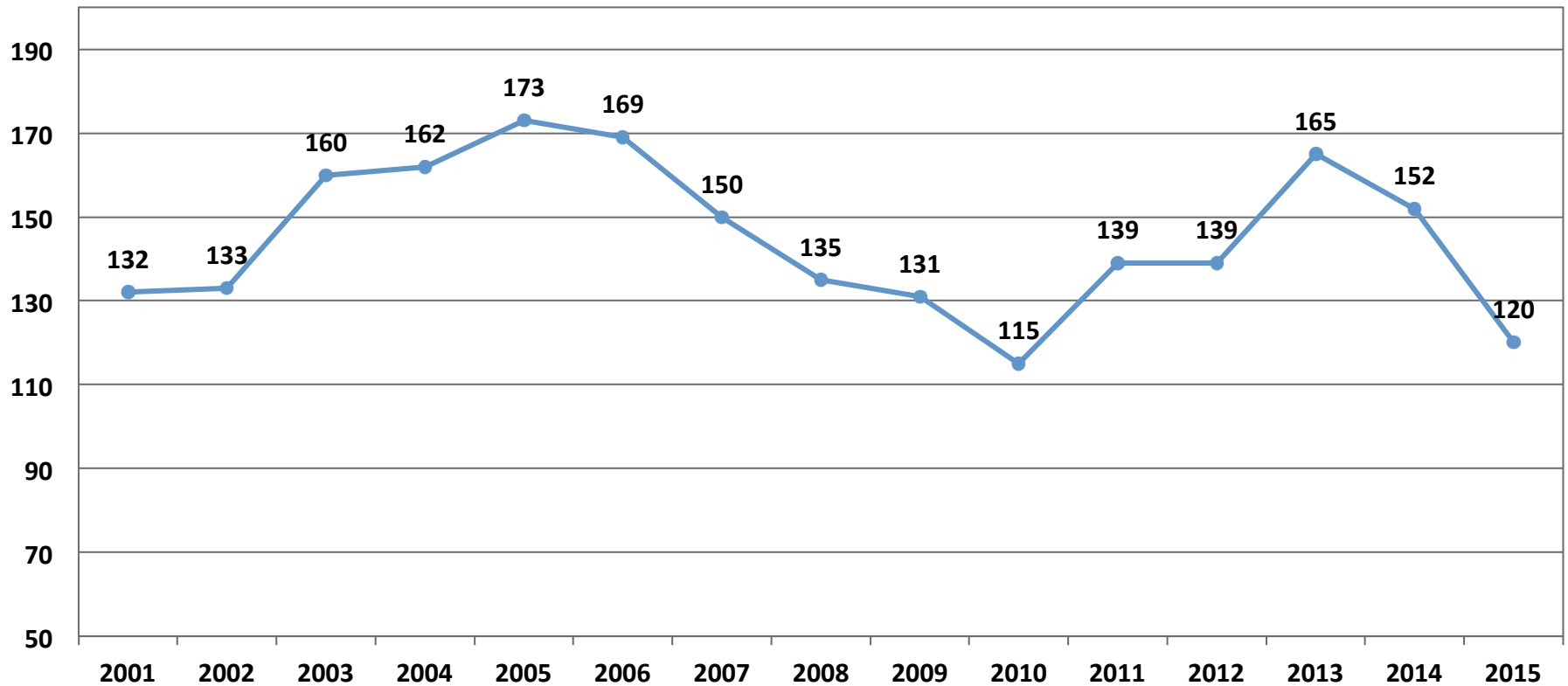


10 Year Freshman Enrollment



■ Non-Member	67	64	56	65	43	81	87	89	70	59	46
■ Member	116	93	101	99	70	103	112	93	119	89	87

Arlington Historical Enrollment



Arlington Comparison of Assessment

<u>Arlington</u>	<u>FY16</u>	<u>FY17</u>	<u>Difference</u>	
Total Enrollment	152.0	120.0	(32)	-21.05%
HS Enrollment	146.0	117.0	(29)	-19.86%
HS Enrollment - 4 Year Rolling Average		135.3		
PG Enrollment	6	3	(3)	-50.00%
% Share - Operating Assessment	37.87%	35.24%	-2.63%	-6.94%
% Share - Debt & Capital Assessment	37.10%	35.27%	-1.83%	-4.93%
Minimum Required Contribution	2,025,949	1,711,783	(314,166)	-15.51%
Operating Assessment	1,304,260	1,249,181	(55,079)	-4.22%
Transportation	248,257	228,859	(19,398)	-7.81%
Debt & Capital Assessment	<u>412,234</u>	<u>449,401</u>	<u>37,167</u>	9.02%
Sub-Total Assessment	3,990,700	3,639,224	(351,476)	-8.81%
PLUS: Post Graduate Assessment	<u>20,250</u>	<u>10,125</u>	<u>(10,125)</u>	-50.00%
Total Assessment	<u><u>4,010,950</u></u>	<u><u>3,649,349</u></u>	<u><u>(361,601)</u></u>	-9.02%

FY17 Proposed Budget By State Function Code

ACCOUNT CODE	ACCOUNT DESCRIPTION	FY2015 ACTUAL	FY2016 BUDGET	FY2017 PROPOSED	DIFFERENCE
1000	Administration	\$1,659,424	\$1,745,339	\$1,739,885	(\$5,454)
2000	Student Instructional Services	\$9,441,289	\$10,000,498	\$9,626,521	(\$373,977)
3000	Student Services	\$2,022,175	\$2,124,081	\$2,240,048	\$115,967
4000	Operation & Maintenance	\$1,834,711	\$1,833,095	\$1,803,804	(\$29,291)
5000	Insurance, Retirement, Leases	\$2,661,908	\$2,886,935	\$2,913,565	\$26,630
6000	Community Services	\$100,000	\$100,000	\$100,000	\$0
7000	Asset Acquisition & Improvement	\$558,593	\$590,973	\$157,322	(\$433,651)
8000	Debt Service	\$447,011	\$520,082	\$1,116,952	\$596,870
9000	Tuition Payments	\$28,834	\$30,000	\$30,000	\$0
	GENERAL FUND	<u>\$18,753,943</u>	<u>\$19,831,003</u>	<u>\$19,728,097</u>	<u>(\$102,906)</u>

Estimated Revenue Plan

	FY2015 ACTUAL	FY2016 BUDGET	FY2017 PROPOSED	FY16-FY17 DIFFERENCE
Assessments	\$10,877,985	\$10,889,497	\$10,943,739	\$54,242
Chapter 70 Aid	\$2,157,527	\$2,164,957	\$2,184,747	\$19,790
Transportation Reimbursement	\$970,949	\$813,197	\$928,943	\$115,746
Prior Year Tuition	\$5,655,526	\$5,418,352	\$4,445,668	(\$972,684)
Current Year Tuition	\$382,000	\$400,000	\$400,000	\$0
Current Year Medicaid	\$17,159	\$0	\$0	\$0
Current Year Interest	\$7,423	\$0	\$0	\$0
E & D Budget Appropriation	\$100,000	\$145,000	\$825,000	\$680,000
TOTAL	<u>\$20,168,569</u>	<u>\$19,831,003</u>	<u>\$19,728,097</u>	<u>(\$102,906)</u>



MINUTEMAN
A REVOLUTION IN LEARNING

Discussion

FY17 BUDGET